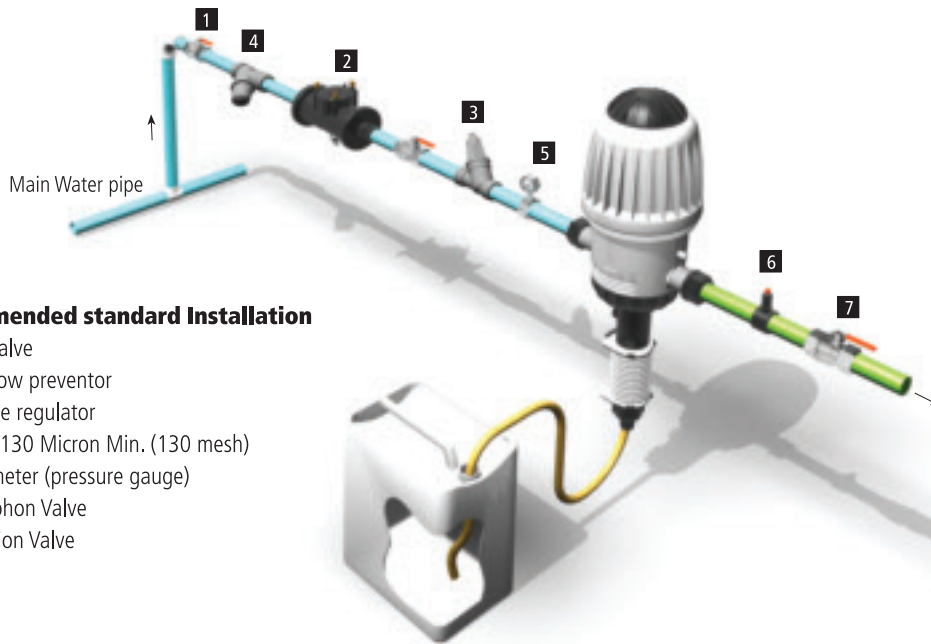


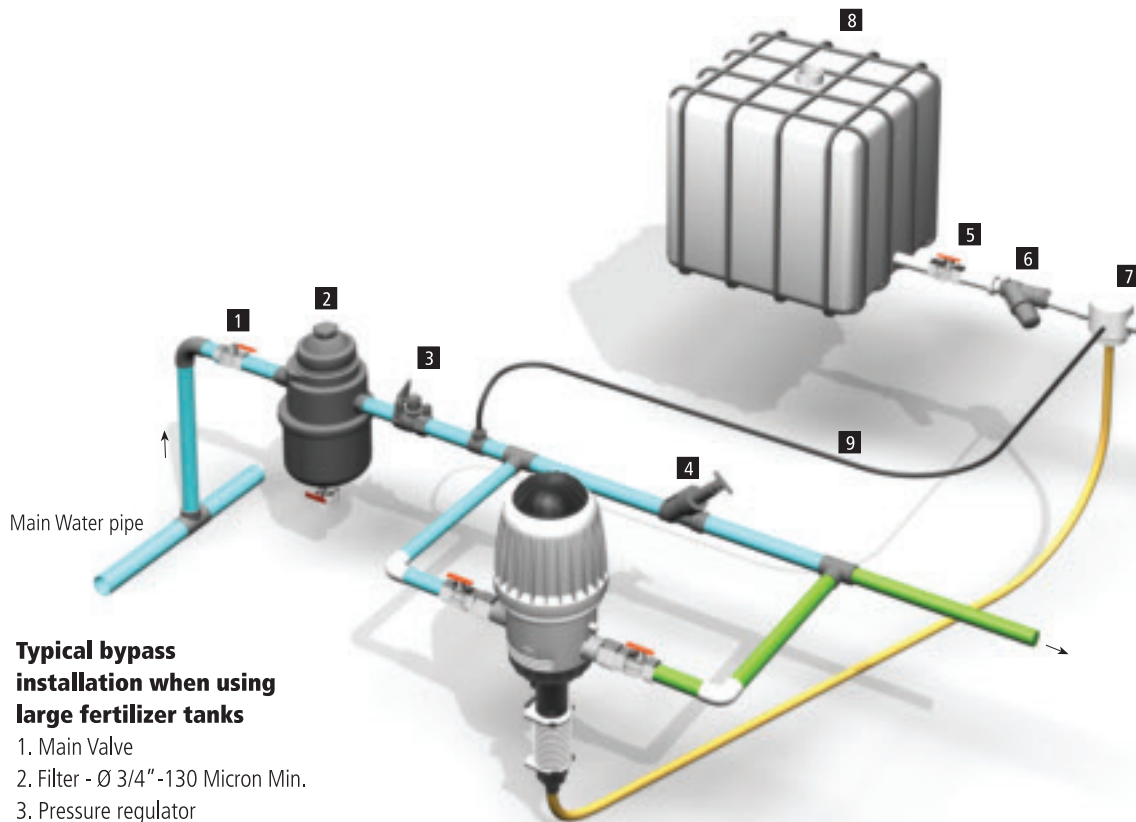


Recommended installations



Recommended standard Installation

1. Main Valve
2. Back flow preventor
3. Pressure regulator
4. Filter - 130 Micron Min. (130 mesh)
5. Manometer (pressure gauge)
6. Anti siphon Valve
7. Operation Valve

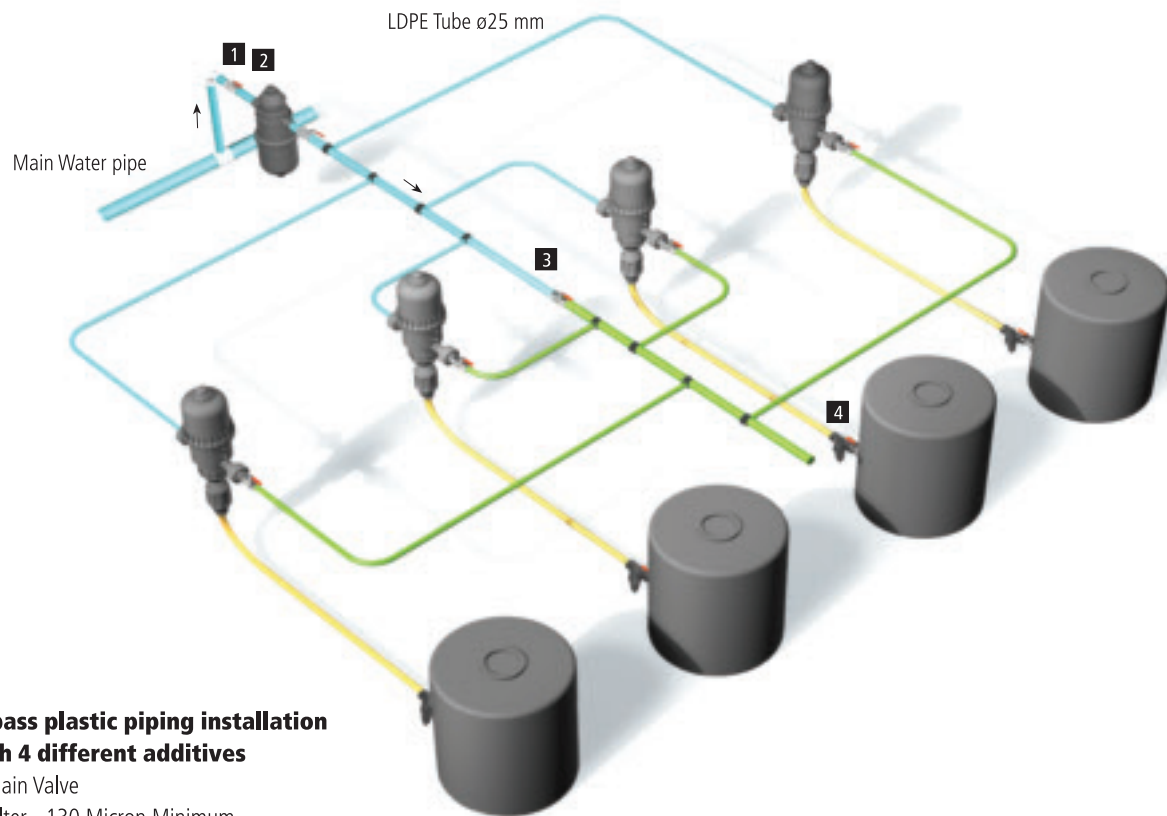
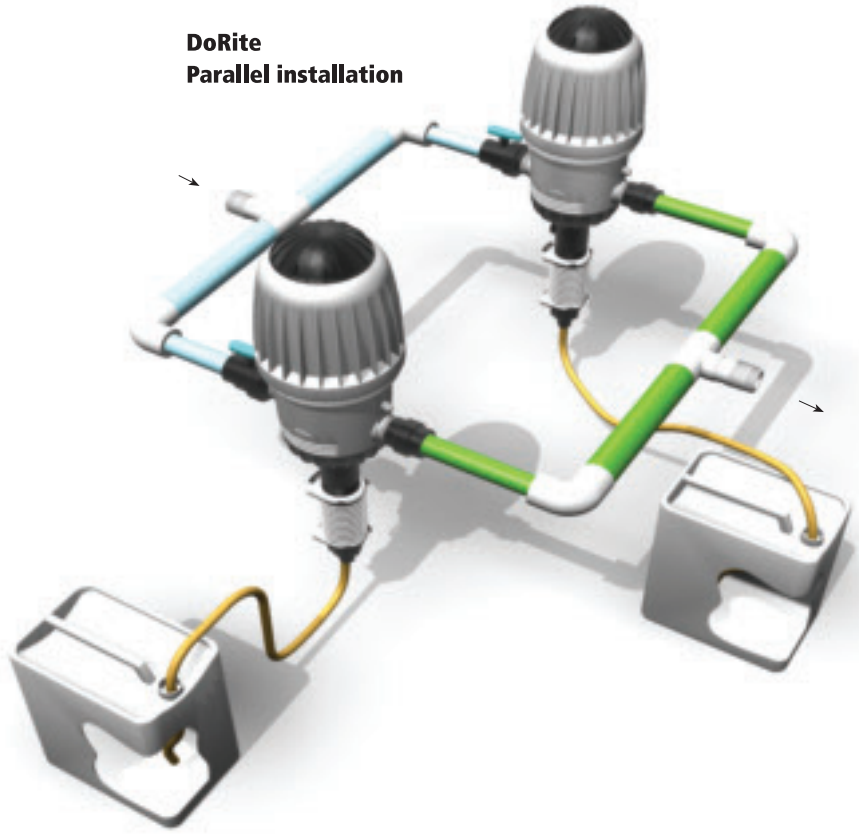


Typical bypass installation when using large fertilizer tanks

1. Main Valve
2. Filter - Ø 3/4" - 130 Micron Min.
3. Pressure regulator
4. Choking Valve
5. PVC fertilizer Valve
6. Fertilizer Filter
7. Normally closed hydraulic Fertilizer Valve
8. Fertilizer solution tank
9. 5/16" command tube



**DoRite
Parallel installation**




**Bypass plastic piping installation
with 4 different additives**

1. Main Valve
2. Filter - 130 Micron Minimum
3. Chocking Valve
4. Fertilizer filter




Recommended installations

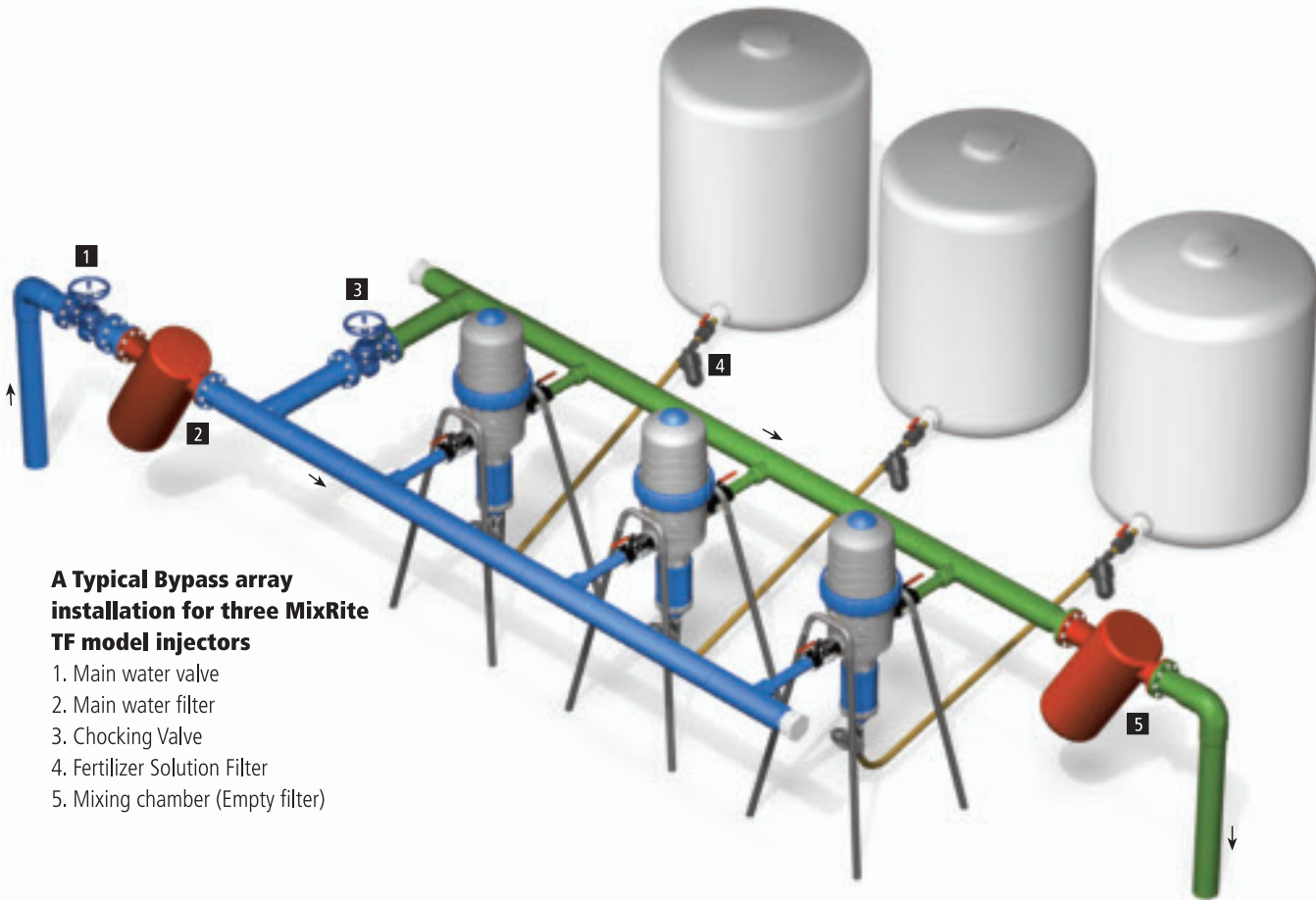


A Combination of main filtration station and MixRite TF injector on a bypass installation.

1. Main Valve
2. Chocking Valve
3. MixRite TF Injector
4. 2" Bypass line



A typical double inline installation for MixRite TF models

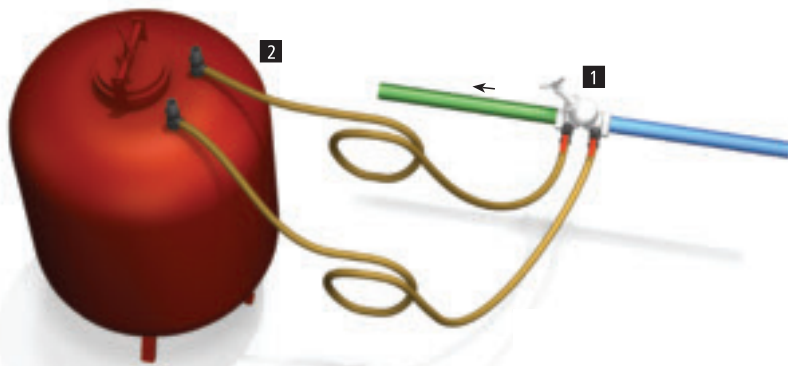


A Typical Bypass array installation for three MixRite TF model injectors

1. Main water valve
2. Main water filter
3. Chocking Valve
4. Fertilizer Solution Filter
5. Mixing chamber (Empty filter)

The OLD manual way

- Un even distribution
- Manual refill

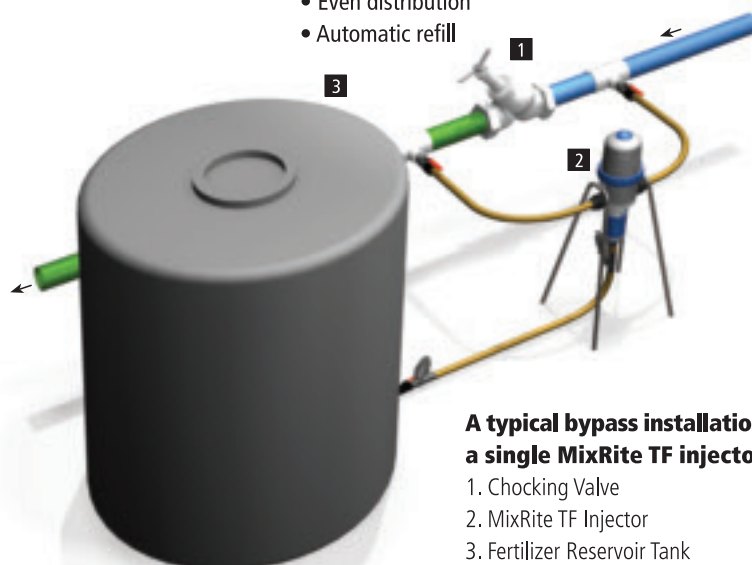


A Typical installation for a pressure diluting tank.

1. Chocking Valve
2. Pressure diluting tank

The NEW automatic way

- Even distribution
- Automatic refill



A typical bypass installation for a single MixRite TF injector.

1. Chocking Valve
2. MixRite TF Injector
3. Fertilizer Reservoir Tank



General Technical Information

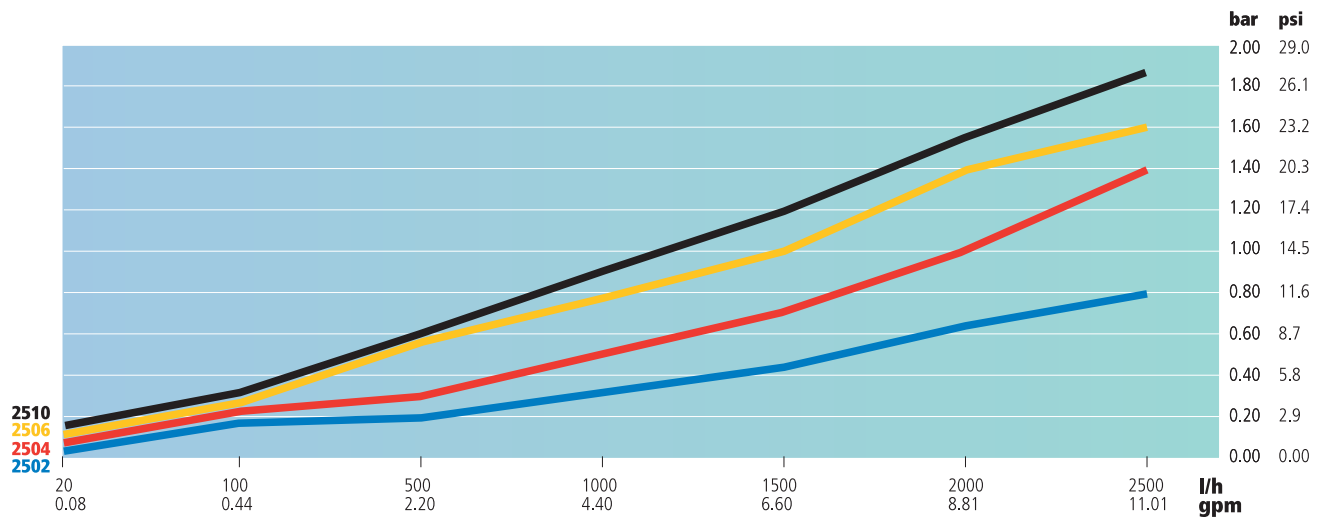
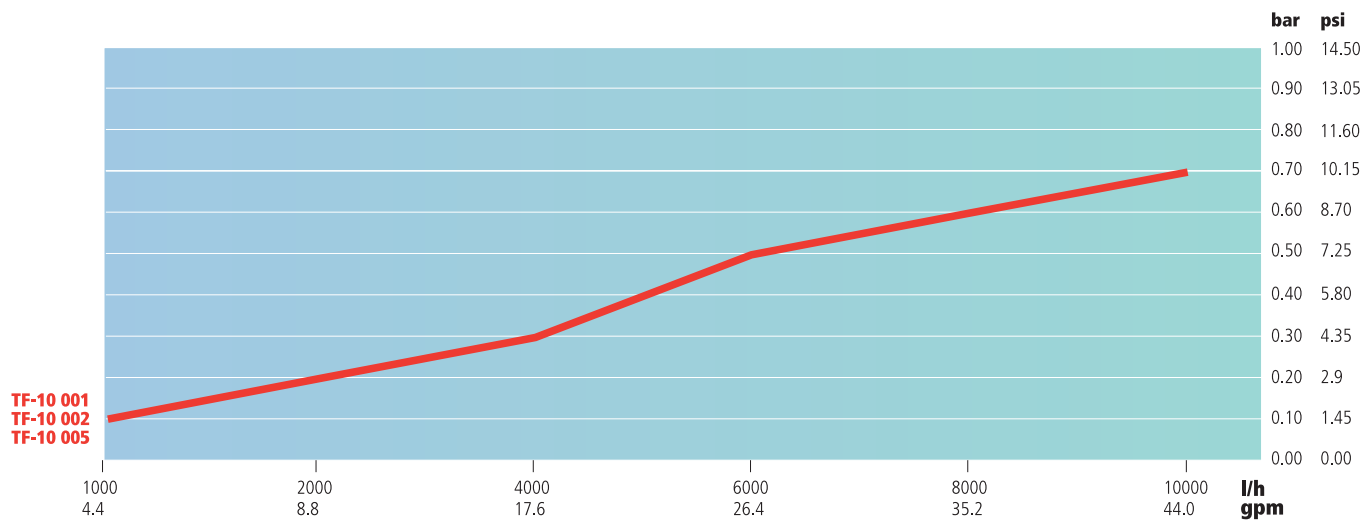
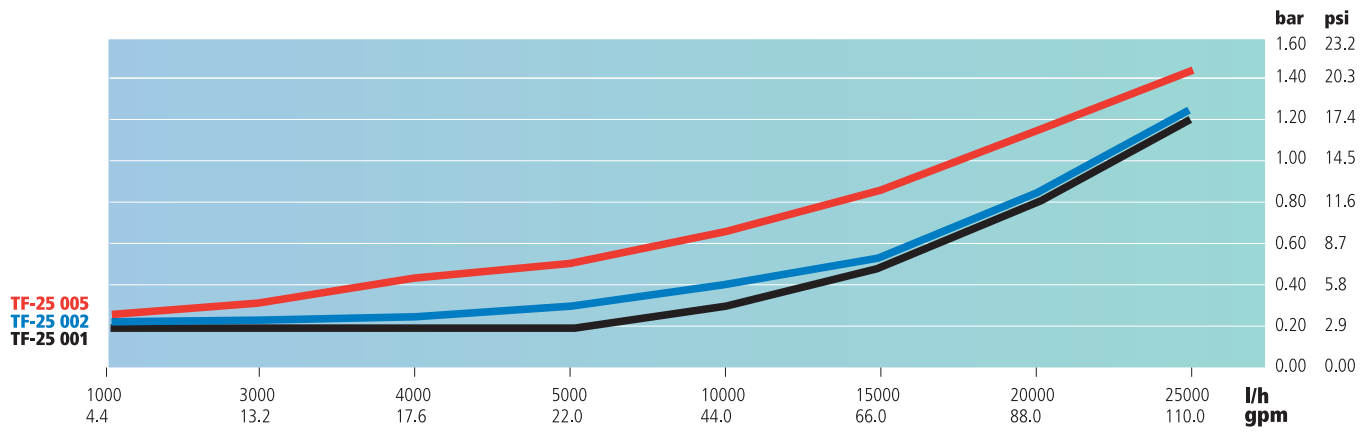
Model	Flow Rate Range	Pressure Range	Dosage Rate %	Connectors Diameter Thread	Min - Max injection rate per hour	Remarks
2500	20-2500 l/h 0.088 to 11 gpm	0.2 - 8 bar 2.9 - 120 psi	0.2% Fix	3/4"	5 l/h 1.32 gph	BSPT Thread
2501	20-2500 l/h 0.088 to 11 gpm	0.2 - 8 bar 2.9 - 120 psi	0.8% Fix	3/4"	20 l/h 5.3 gph	BSPT Thread
2508	20-2500 l/h 0.088 to 11 gpm	0.2 - 8 bar 2.9 - 120 psi	0.1 - 0.9	3/4"	0 - 20 l/h 0 - 5.3 gph	BSPT Thread
2502	20-2500 l/h 0.088 to 11 gpm	0.2 - 8 bar 2.9 - 120 psi	0.3 - 2	3/4"	0.6 - 50 l/h 0.16 - 13.22 gph	BSPT Thread
2504	30-2500 l/h 0.13 to 11 gpm	0.2 - 8 bar 2.9 - 120 psi	0.4 - 4	3/4"	0.12 - 100 l/h 0.03 - 26.5 gph	BSPT Thread
2506	40-2500 l/h 0.16 to 11 gpm	0.2 - 8 bar 2.9 - 120 psi	6% Fix	3/4"	150 l/h 39.7 gph	BSPT Thread
2510	50-2500 l/h 0.22 to 11 gpm	0.2 - 8 bar 2.9 - 120 psi	3 - 10	3/4"	1.5 - 250 l/h 0.4 - 66.14 gph	BSPT Thread Optional foot valve
2512	2500 l/h 11 gpm	0.2 - 8 bar 2.9 - 120 psi	0.3 - 2	3/4"	0.12 - 50 l/h 0.03 - 13.22 gph	BSPT External Bypass
2514	2500 l/h 11 gpm	0.2 - 8 bar 2.9 - 120 psi	0.4 - 4	3/4"	0.4 - 100 l/h 0.1 - 26.5 gph	BSPT External Bypass
2516	2500 l/h 11 gpm	0.2 - 8 bar 2.9 - 120 psi	6% Fix	3/4"	150 l/h 39.7 gph	BSPT External Bypass
2512 - in	2500 l/h 11 gpm	0.2 - 8 bar 2.9 - 120 psi	0.3 - 2	3/4"	0.12 - 50 l/h 0.03 - 13.22 gph	BSPT Internal Bypass
2514 - in	2500 l/h 11 gpm	0.2 - 8 bar 2.9 - 120 psi	0.4 - 4	3/4"	0.4 - 100 l/h 0.1 - 26.5 gph	BSPT Internal Bypass
2516 - in	2500 l/h 11 gpm	0.2 - 8 bar 2.9 - 120 psi	6% Fix	3/4"	150 l/h 39.7 gph	BSPT Internal Bypass
TF 10-001	0.5 - 10 m ³ /h 2 - 45 gpm	1 - 8 bar 14.7 - 120 psi	0.1 - 1	1 1/2"	0.5 - 100 l/h 0.13 - 26.5 gph	BSPT External, NPT External 50 mm*
TF 10-002	0.5 - 10 m ³ /h 2 - 45 gpm	1 - 8 bar 14.7 - 120 psi	0.2 - 2	1 1/2"	1 - 200 l/h 0.26 - 53 gph	BSPT External, NPT External 50 mm*
TF 10-005	0.5 - 10 m ³ /h 2 - 45 gpm	1 - 8 bar 14.7 - 120 psi	1 - 5	1 1/2"	5 - 500 l/h 1.32 - 132.3 gph	BSPT External, NPT External 50 mm*
TF 25-001	2 - 25 m ³ /h 9 - 110 gpm	1 - 8 bar 14.7 - 120 psi	0.1 - 1	63 mm	2 - 250 l/h 0.53 - 66.14 gph	63 mm compression fittings** Available on 2" BSP / 2" NPT
TF 25-002	2 - 25 m ³ /h 9 - 110 gpm	1 - 8 bar 14.7 - 120 psi	0.3 - 2.5	63 mm	4 - 625 l/h 1.06 - 165.4 gph	63 mm compression fittings** Available on 2" BSP / 2" NPT
TF 25-005	2 - 25 m ³ /h 9 - 110 gpm	1 - 8 bar 14.7 - 120 psi	1 - 5	63 mm	20 - 1375 l/h 5.3 - 364 gph	63 mm compression fittings** Available on 2" BSP / 2" NPT

Optional: PVDF Body and Hastelloy springs
components are available for aggressive chemical applications

* **Optional:** 50 mm x 11/12" union thread adaptors
** **Optional:** 63 mm x 2"/2 1/2" union thread adaptors



Pressure Loss Tables





Max. injection rate per hour - MixRite® Models

